

Distributor:

CE ISO9001



CT POWER

Global Power Co., Ltd.

Address: Jiaozhou Bay Yinghai Industrial Estate, Qingdao, Shandong, China

Tel: +86-532-85263557 / 85263876 Fax: +86-532-85263567

Http://www.g-cpower.com

E-mail: webmailchina@g-cpower.com

EDITION: 2014.01

CT POWER | Lift the World



Company Profile



A Legendary Story

With the company founder's most unusual eyesight and strategic decision, Global Power Co., Ltd. was established in Jiaozhou Bay Yinghai Industrial Park, Qingdao, China in 2001. Qingdao is already one of the world's busiest seaports & most famous tourist destinations today. It links China & the rest world by international trade & tourism.

Global Power company occupies an area of over 53,000 square meters. It's invested and wholly owned by famous Taiwan Tailift Group, which is among top 20 forklift manufacturers worldwide for quite some years.

We manufacture diesel, gasoline, LPG, dual fuel & electric forklift trucks and we're an ISO9000 & CE certified enterprise.

Considering market share, brand reputation & annual growth, we're proud to declare that CT POWER forklift is ranked No.3 in China.

Originated from Taiwan Produced in China Serve the Whole World



CT POWER forklift aims to become the world's leading master. The R&D departments from China & Taiwan seriously study various feedbacks from market and improve the structure & function constantly year by year. Finally we develop a complete series of reliable products for customers all over the world.

With our rapid expansion in the world market in recent years, we believe we will make the brand become a world-resounding one. CTPOWER is destined to become a legend in world forklift industry history...

ERGONORMIC OPERATION ROOM

Long time study of the correlation of ergonomics & operation by our R&D staff finally results in a comfortable & practical operating room. Within such an efficient & spacious operating room, the driver will not feel fatigued even after working for many hours.

STREAMLINED COUNTERWEIGHT

It's our tradition to make a neat & tidy forklift. The streamlined counterweight design assures not only a graceful appearance but also a swift turning-around in narrow aisles & corners.

NEW POWER STEERING WHEEL

Smart power steering wheel is easy to operate & needs no strenuous efforts.



INTEGRATED FRAME

Wholly integrated frame meets advanced international safety standard.

STURDY MAST

We choose quality profiled bar to ensure superior strength & hardness. This effectively avoids mast shape distortion which usually occurs after 3-4 years of usage.

SUPERIOR TRANSMISSION SYSTEM

The self-made high efficiency transmission is characterized by minimum vibration, rapid response & long service life.

WHOLY HYDRAULIC STEERING SYSTEM

This system offers precise steering function and increases operational flexibility dramatically.

TOUGH AXLES

The robust front & rear axles can carry heavy loads with ease.

Top 3 in China
Top 20 Worldwide
20,000 Units of Manufacturing Capacity



1.5-3.5ton
I.C. FORKLIFT TRUCKS



4.0-5.0ton
I.C. FORKLIFT TRUCKS



6.0-10.0ton
I.C. FORKLIFT TRUCKS


Graceful Appearance
Mature Assembly Technology

Unique Characteristics



Electronic Forward/Reverse Lever

The driver just needs operate the lever by finger. This design makes CT POWER forklift more powerful in circumstances under which the forklift needs go forward/backward frequently.



Buffer Design at Mast Bottom

Buffer design avoids sharp collision during lowering the mast. This reflects Global Power company's manufacturing philosophy. Global Power company always cares what customers care about. Man-machine theory is always the guiding principle during design & manufacturing. We're proud to provide our customers with more comfortable forklift.



Fashionable LCD Dashboard

The fashionable dashboard is clear at a glance for the driver with exquisite LCD screen & a combination of different meters.



Self-made Transmission

For the transmission, we manufacture by ourselves for over a dozen years. We possess complete intellectual property rights. This is unique in China. With our profound knowledge, we better know how to produce a more responsive forklift.

- It's quicker in starting & acceleration and improves the operator's working efficiency.
- It responds rapidly & smoothly. There is no need to wait when shifting forward & backward. Also the vibration is much smaller.
- The transmission is easy to dismantle & re-assemble, which greatly facilitates repair & maintenance.



Automobile Type Differential

The automobile type differential makes power output stable & smooth. CT POWER is distinct from all the other Chinese forklift manufacturers with the structure of a self-developed differential.



One-off Shaped Torque Converter

It effectively reduces the power output wasting to the minimum.




Swift & Durable Steering System



Integrated Frame

The integrated frame further enhances durability & safety for long-term operation.



Excellent Transmission Parts

To keep excellent quality, we attach great importance to the transmission parts. For the piston ring, we use steel one instead of plastic one. For the gasket, solenoid valve, friction plate, oil pump and clutch assembly, we import from Japan & Taiwan for longer life cycle.



Excellent Front Visual Field

This not only ensures safety but also enhances working efficiency.



Easy-to-open Engine Hood



European Standard Rear Lamp

The location for the rear lamp complies with European standard. This offers warning information effectively to avoid collision.



For CT POWER forklift, the engine hood is easy to open. This facilitates maintenance & repair greatly. Application of man-machine theory can also be reflected from this detail.

World-resounding I.C. Engines



YANMAR 4TNE92, DIESEL ENGINE	
Displacement	2659 c.c.
Rated H.P.	47ps / 2450 rpm
Max torque	12.8kg-m / 1800 rpm
Available for	FD15/18/20/25



YANMAR 4TNE98, DIESEL ENGINE	
Displacement	3319 c.c.
Rated H.P.	64ps / 2450 rpm
Max torque	20.8kg-m / 1800 rpm
Available for	FD20/25/30/35



NISSAN K21, GASOLINE ENGINE	
Displacement	2065 c.c.
Rated H.P.	43ps / 2300 rpm
Max torque	14.7kg-m / 1800 rpm
Available for	FG15/18/20/25



NISSAN K25, GASOLINE ENGINE	
Displacement	2488 c.c.
Rated H.P.	50.9ps / 2300 rpm
Max torque	17.8kg-m / 1800 rpm
Available for	FG20/25/30/35



ISUZU C240, DIESEL ENGINE	
Displacement	2369 c.c.
Rated H.P.	50ps / 2500 rpm
Max torque	14.2kg-m / 1800 rpm
Available for	FD15/18/20/25



ISUZU 4JG2, DIESEL ENGINE	
Displacement	3059 c.c.
Rated H.P.	61ps / 2450 rpm
Max torque	19kg-m / 1800 rpm
Available for	FD20/25/30/35



NISSAN TD42, DIESEL ENGINE	
Displacement	4169 c.c.
Rated H.P.	86ps / 2300 rpm
Max torque	27kg-m / 2000 rpm
Available for	FD40/45/50



NISSAN TB42, GASOLINE ENGINE	
Displacement	4169 c.c.
Rated H.P.	94ps / 2400 rpm
Max torque	28.2kg-m / 1900 rpm
Available for	FG40/45/50



World-resounding I.C. Engines

PERKINS 1106D, DIESEL ENGINE	
Displacement	6600 c.c.
Rated H.P.	117kw / 2200 rpm
Max torque	683N.m / 1400 rpm
Available for	FD60/70/80/100



PERKINS 1104D, DIESEL ENGINE	
Displacement	4410 c.c.
Rated H.P.	86ps / 2400 rpm
Max torque	222ft-lb / 1400 rpm
Available for	FD40/45/50



ISUZU 6BG1, DIESEL ENGINE	
Displacement	6494 c.c.
Rated H.P.	82kw / 2000 rpm
Max torque	415N.m / 1400-1600 rpm
Available for	FD60/70/80/100

ELECTRIC FORKLIFT



Three-wheel 1.5T/1.8T




Four-wheel 1.5T/1.8T/2.0T/2.5T/3.0T/3.5T

CT POWER electric forklift has two options to meet different customer requirement all over the world. One is semi-AC forklift, the other is full-AC one. We install quality controller, motor, battery, panel, hydraulic & electric components & mast made of quality profiled bar to ensure long-term excellent performance. Also, CT POWER electric forklift is designed & constructed under man-machine engineering theory. That's important for the driver's long time operation. CT POWER always provides the ultimate solution for a full range of material handling requirements. Electric forklift is ideal in many circumstances by its different characteristics such as compactness, quietness & environmental friendliness.



- CT POWER forklift adopts world-class Italian Zapi controller to ensure excellent performance.
- The battery is easy to dismantle and it occupies a narrow place to make the forklift more compact.
- The controller, motor & transmission work together to make the electricity utilization more efficiently.



Electric Stacker & Pallet Truck

We manufacture German-designed 1.0T/1.2T electric stacker and 1.6T/2.0T electric pallet truck.



ETV 10/25TD



ETV 10/16TM



ETV 10/35



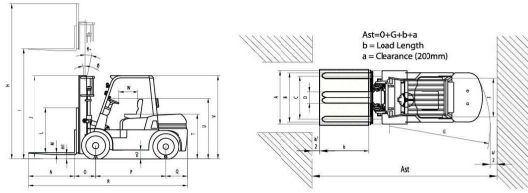
ETU 16

Optionals & Attachments

We offer various optionals & attachments to make CT POWER forklift more versatile to suit different circumstances.



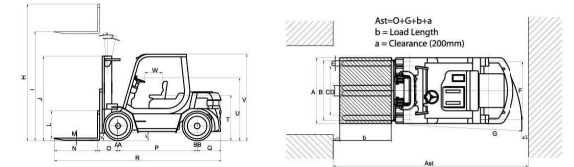
Specification



CHARACTERISTICS	1 Manufacturer		CT POWER									
	2 Model		FD/FG15	FD/FG18	FD/FG20	FD/FG25	FD/FG30	FD/FG35	FD/FG40	FD/FG45	FD/FG50	
3 Capacity	kg		1500	1800	2000	2500	3000	3500	4000	4500	5000	
4 Load center	mm		500	500	500	500	500	500	600	600	600	
5 Power type	Diesel/Gasoline											
6 Control type	Sit											
7 Tires	P=pneumatic		Sit	Sit	Sit	Sit	Sit	Sit	Sit	Sit	Sit	
8 Lift height	I mm		3050	3000	3000	3000	3000	3000	3000	3000	3000	
9 Fork size	L mm		1070	1070	1070	1070	1070	1070	1220	1220	1220	
10 Mast tilting angle(F/R)	α-β Deg		6/-12	6/-12	6/-12	6/-12	6/-12	6/-12	6/-12	6/-12	6/-12	
11 Rear load distance	Q mm		460	485	445	490	470	530	540	540	540	
12 Forks distance	B mm		920	920	1024	1024	1150	1150	1310	1310	1310	
13 Total width	A mm		1055	1065	1158	1158	1290	1290	1450	1450	1450	
14 Mast height	J mm		2130	2100	2100	2100	2100	2100	2190	2190	2190	
15 Overhead guard height	V mm		2100	2100	2115	2115	2140	2140	2190	2190	2190	
16 Min. turning radius	G mm		1950	1980	2170	2250	2415	2615	2850	2900	3050	
17 Max. height	H mm		4220	4220	4220	4220	4220	4220	4220	4220	4220	
18 Front load distance	O mm		425	425	465	465	480	480	570	570	570	
19 Fork bracket height	L mm		1220	1220	1220	1220	1220	1220	1220	1220	1220	
20 Total length	R mm		3305	3350	3530	3575	3670	3930	4330	4380	4530	
21 Ground clearance(mast)	m1 mm		120	120	120	120	120	140	140	140	140	
22 Ground clearance (center of wheelbase)	m2 mm		180	180	195	195	220	220	230	230	230	
PERFORMANCE	23 Travel speed with/without load	km/h	16/17	16/17	17/18	18/19	18/19	18/19	21/23	21/23	20/22	
	24 Speed Lift speed with/without load	mm/s	460/560	460/560	550/620	530/650	460/540	410/540	400/530	400/500	400/500	
	25 Lowering speed with/without load	mm/s	450/440	470/440	470/440	470/440	450/420	450/420	400/430	400/400	400/400	
	26 Max. traction power (with load)	N	14200	14500	14900	17700	18300	17900	37400	37400	37400	
	27 Max. gradeability	%(tan θ)	26/20	25/20	23/20	25/20	23/20	21/20	21/17	23/19	23/19	
28 Service weight	kg	3030	3050	3580	3800	4350	4600	6420	6550	6700		
WHEEL & TIRE	29 Number(front/rear)		2x2	2x2	2x2	2x2	2x2	2x2	2x2	2x2	2x2	
	30 Tyres Front		6.50-10-10P.R		7.00-12-12P.R		28X9-15-12P.R		300-15-20P.R			
	31 Tyres Rear		5.00-8-8P.R		6.00-9-10P.R		6.50-10-10P.R		7.00-12-12P.R			
	32 Wheelbase	P mm	1350	1380	1550	1550	1650	1850	2000	2050	2200	
33 Tread	F/R C/F mm/mm	885/900	885/900	970/985	970/985	1055/985	1055/985	1150/1190	1150/1190	1150/1190		
34 Brake	Brake model Hydraulic / Hand											

*Note: The data & parameters related to performance are for diesel forklift only

Specification



CHARACTERISTICS	1 Manufacturer		CT POWER							
	2 Model		FD60	FD70	FD80	FD100				
3 Capacity	kg		6000	7000	8000	10000				
4 Load center	mm		600	600	600	600				
5 Power type	Diesel Engine									
6 Control type	Sit									
7 Tires			front/rear		Pneumatic	Pneumatic				
8 Lift height	I mm		3000	3000	3000	3000				
9 Fork size Length x Width x Thickness	N'E'M mm		1220*150*60	1220*150*65	1370*150*75	1370*180*75				
10 Mast tilting angle (forward/backward)	α-β Deg		6° /-12°	6° /-12°	6° /-12°	6° /-12°				
11 Rear load distance	Q mm		695	755	755	755				
12 Forks distance	B mm		1700	1700	1900	2000				
13 Total width	A mm		2010	2010	2060	2260				
14 Mast height	J mm		2500	2625	2700	2850				
15 Overhead guard height	V mm		2450	2450	2520	2640				
16 Min. turning radius(outside)	G mm		3420	3485	3735	3900				
17 Max. height	H mm		4390	4385	4410	4300				
18 Front load distance	O mm		590	590	685	715				
19 Fork bracket height	L mm		1430	1430	1100	1310				
20 Total length	R mm		4855	4915	5410	5565				
21 Ground Clearance(mast)	m1 mm		200	200	260	240				
22 Travel speed: with load/without load	kn/h		26/30	23/30	26/30	26/30				
23 LIFT speed: with load/without load	mm/s		500/550	463/500	460/500	380/410				
24 Lowering speed:	mm/s		WITHOUT LOAD ≥ 300 FULL LOAD ≤ 600							
25 Max. traction power(with load)	kn		54	53	54	54				
26 Max. gradeability	%(tan θ)		35/20	32/20	30/20	26/22				
27 Service weight	kg		8800	9300	10600	12800				
PERFORMANCE	28 Number (front/rear, X is the driving wheel)		4X/2							
	29 Tires Size front	AA	8.25-15-14PR	8.25-15-14PR	8.25-20-14PR	9.00-20-14PR				
	30 Tires Size rear	AB	8.25-15-14PR	8.25-15-14PR	9.00-16-14PR	9.00-20-14PR				
	31 Wheelbase	P mm	2250	2250	2600	2800				
32 Tread	front/rear C/F mm/mm	1475/1700	1475/1700	1530/1700	1600/1700					
33 Brake Type	Hand Brake/ Pedal Brake									
34 Battery Voltage/Capacity	V/AH	24/80				24/80				
DRIVING & TRANSMISSION	35 Model		Perkins1106 D	ISUZU 6BG1	Perkins1106 D	ISUZU 6BG1				
	36 Rated Power	kw/rpm	117/2200	82/2000	117/2200	82/2000				
	37 Rated torque	N.m/rpm	683/1400	415/1400-1600	683/1400	415/1400-1600				
	38 Displacement	L	6.6	6.5	6.6	6.5				
	39 Transmission Type	HYDRAULIC								
Speed rank of transmission rear/ front	2/2									

*Manufacturer reserves right to modify certain data without prior notification